

## AESTHETIC AND FUNCTIONAL GENITAL SIMULATOR

**Price inquiry:** +48 605999769, [kontakt@openmedis.pl](mailto:kontakt@openmedis.pl)

Product code: SM03754



A must-have to specialized surgeons and cosmetic professionals dedicated to female intimate wellness. With 6 different types of female genitalia, Ninfotrainer was designed to present to the patients different types of vulvar anatomy, also able to demonstrate surgical and aesthetical procedures in the regions of clitoris and fleshy lips. The Ninfotrainer is made of Neoderma and can be customized with acrylic base for procedures or demonstration. It is possible to visualize the post-operative results and discuss about many techniques and approaches used in the intimate surgeries and procedures, from the conventional options to the use of CO2 laser and much more, such as demonstration of: - The vaginal laser - Internal Labiaplastia - External Labiaplastia - Clitoral reduction | hood reduction - Dermal fillers - Peelings. Presentations / Spare parts:

- Typical vulva VLV - 1
- Labial hypertrophy type 1 VLV - 2
- Labial hypertrophy and clitoral hood VLV - 3
- Lower Labial hypertrophy VLV - 4
- Labial, clitoris and hood hypertrophy VLV - 5
- Labial hypertrophy with no clitoral hood VLV - 6
- Atrophic and senile vulva VLV - 12

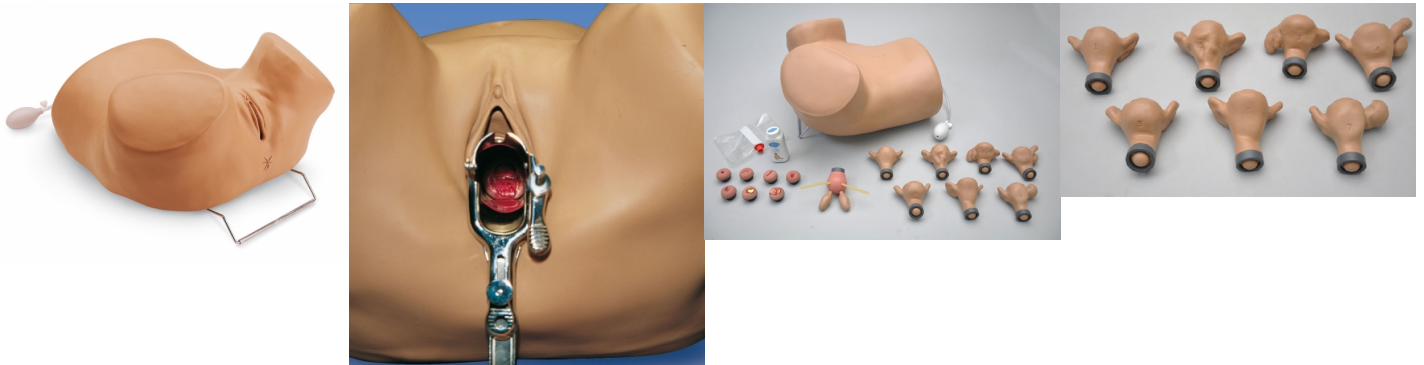
Available bases:

- Acrylic Support for procedures
- Acrylic Support for 01VLV with cover for doctor's office
- Acrylic Support for 04 VLV with cover for doctor's office
- Ninfotrainer (includes 01 vulva of choice)
- Ninfotrainer office set (includes 04 vulvas to choose from)

## GYN/AID Gynaecological Simulator

**Price inquiry:** +48 605999769, [kontakt@openmedis.pl](mailto:kontakt@openmedis.pl)

Product code: SM01303



The full size female adult lower body gives students and educators a graphic experience in vaginal speculum examination, bi-manual pelvic examination, IUD insertion techniques, diaphragm sizing and fitting, uterine sounding, and viewing of normal and abnormal cervixes.

### Features:

- Full size female adult lower body with removable soft outer skin
- One normal anteverted uterus with transparent top and round ligaments
- Seven uteri with one normal "control" uterus and six with external uterine abnormalities
- Two normal cervixes for IUD insertion/removal
- Uterus and cervix feature patented "screw" design for fast and easy change-out
- Contraceptive sponge insertion and removal
- Female condom insertion and removal
- Diaphragm and cervical cap insertion and removal
- Talcum powder
- Instruction manual
- Soft carrying bag
- 6 cervixes with cervical abnormalities
- Anatomically accurate fimbriae

## UTERUS - for use with scissors and grasper / diagnosys only

**Price inquiry:** +48 605999769, [kontakt@openmedis.pl](mailto:kontakt@openmedis.pl)

Product code: SM03748



Ideal for both classes and demonstrations, the Pro Delphus resinated artificial ETXY uterus allows the visualization of the most diverse uterine pathologies with realism and durability. Its life-size provides the students familiarity with each situation for fast diagnosis. The models are presented in frontal plane and resinated in order to provide the visualization of intra-uterine pathologies, as per request. Its high durability allows it to be manipulated with no risk of being compromised.

The uteri models can be customized for teaching of special pathologies. Other diagnoses can also be requested.

### PRODUCT DESCRIPTION

- Resinated uterus: adhesions
- Resinated uterus: hyperplasia with regular vascularization
- Resinated uterus: endometrial hyperplasia with polyps
- Resinated uterus: endometrial hyperplasia - adenocarcinoma
- Resinated uterus: one polyp with vegetation and one normal
- Resinated uterus: pregnancy with polyps
- Resinated uterus: adenomiosis
- Resinated uterus: osseous metaplasia
- Resinated uterus: myoma type "1" and polyp
- Resinated uterus: red polyp and septum
- Resinated uterus: septum
- Resinated uterus: two polyps
- Resinated uterus: T-shaped
- Resinated uterus: myoma type "0"
- Resinated uterus: myoma type "0" and "1"
- Resinated uterus: myoma type "0" and "2"
- Resinated uterus: myoma type "1" and "2"
- Resinated uterus: adenocarcinoma
- Resinated uterus: endometrial hyperplasia
- Resinated uterus: embryo implantation processs
- Resinated uterus: tortuous cervix 1
- Resinated uterus: tortuous cervix 2
- Resinated uterus: polyp and adenomiosis
- Resinated uterus without pathology
- Resinated uterus: externalized endocervical polyp
- Resinated uterus: cervical ectropion
- Resinated uterus: endocervical vegetative polyp and catheter
- Resinated uterus: cervical cancer with catheter
- Resinated uterus: bicornuate
- Resinated uterus: didelphic

- Resinated uterus: submucous myoma
- Resinated uterus: pedunculated polyp
- Resinated uterus: 7 cm unilateral ovary tumor
- Resinated uterus: 5 cm myoma and normal ovary
- Resinated uterus: 3 cm myoma and normal ovary
- Resinated uterus: isthmic myomas and normal ovary
- Resinated uterus: 12 cm pregnant
- Resinated uterus: normal
- Resinated uterus: proximal and open tubal obstruction
- Resinated uterus: placental residues

## PREPARTUM CERVICAL CHECKS

**Price inquiry:** +48 605999769, [kontakt@openmedis.pl](mailto:kontakt@openmedis.pl)

Product code: SM03745



Evaluate different presentations, learning how to identify the fetal positioning in a practical and fast way using the Pro Delphus Prepartum Simulators

Prepartum EPP stations are cervical examination modules, composed by an individual base made of acrylic and a vaginal shape block made of Neoderma. It allows prepartum cervical checks with bidigital palpation in several dilations. These models can be customized with various fetal presentations, giving the students the opportunity to familiarize themselves with the birth canal and to make observations only possible in a patient in real labor.

Fetal presentations can be customized per request according to what is wanted to be trained. **PRODUCT DESCRIPTION**

- Acrylic base

Obstetric units:

- Hard and immature cervix, dilation less or equal to 1 cm
- Somewhat effaced cervix, 6 cm dilated, and Right Occiput Anterior (ROA) presentation
- Immature cervix, 5 cm dilated with pelvic podalic or breech presentation
- Effaced cervix, 9 cm dilated, and Left Occiput Transverse (LOT) presentation
- Effaced cervix, 7 cm dilated, and Right Occiput Transverse (ROT) presentation
- Somewhat effaced cervix, 5 cm dilated, and breech on Left Sacrum Anterior (LSA) presentation
- Somewhat effaced cervix, 1 cm dilated
- Effaced cervix, 8 cm dilated, with a complete extension of the head or face presentation
- Immature cervix, 3 cm dilated, with umbilical cord prolapse
- Hard and immature cervix, dilation less or equal to 2 cm, and cephalic or occiput anterior presentation
- Effaced cervix, 8 cm dilated, and Left Occiput Posterior (LOP) presentation
- Effaced cervix, 9 cm dilated, and occiput posterior presentation
- Immature cervix, 5 cm dilated, and hand prolapse
- Effaced cervix, 9 cm dilated, and anterior asynclitism presentation
- Effaced cervix, 8 cm dilated, and brow presentation

## Clinical Female Pelvic Trainer Mk 3 (CFPT) - Standard

**Price inquiry:** +48 605999769, [kontakt@openmedis.pl](mailto:kontakt@openmedis.pl)

Product code: SM01528



The CFPT Mk 3 is an anatomically accurate and tactile representation of the female pelvis. It is the ideal platform for hands-on examination as well as diagnosis of female conditions and minor pathologies. It can be used for many levels of training from undergraduate onwards, as well as in family health.

### Skills Gained:

- Recognition of perineal and pelvic anatomy including bony landmarks
- Digital vaginal examination
- Bi-manual examination
- Cervical smear procedure (including use of speculum)
- Digital rectal examination

### Product Anatomy:

- Abdomen, pelvis and genitalia
- Vagina, cervix, anus and lower bowel

### You will receive:

- 1 60910 CFPT Abdominal Insert
- 1 60920 CFPT Module 1: Normal - Nulliparous Cervix
- 1 Lower torso
- 1 Base
- 1 Tube of aqueous gel
- 2 Carry cases - 1 modules, 1 trainer

## Hysteroscopy Simulator

**Price inquiry:** +48 605999769, [kontakt@openmedis.pl](mailto:kontakt@openmedis.pl)

Product code: SM01450



This simulator features:

- Full size female adult lower torso with removable soft outer skin
- Seven uteri including normal "control" uterus with healthy internal and external appearance
- Internal anatomic artwork of normal and abnormal uteri
- Internal representation of endometrial polypsis, fibroids, early and advanced carcinoma of the endometrium, torsion of sloughing fibroid, and carcinoma of the fundus
- External representation of normal and abnormal uteri
- Palpation of normal and abnormal uteri
- Normal cervix and interchangeable uteri with patented "screw" design
- Instruction manual (english)

Supplied with carrying bag



## Simulator for Bidigital Vaginal Examination

**Price inquiry:** +48 605999769, [kontakt@openmedis.pl](mailto:kontakt@openmedis.pl)

Product code: SM03860



Ethics and effectiveness of training makes it ideal for gynecological, clinical and nursing education services, allowing vaginal and rectal canals sensations and examinations.

The simulator for training in evaluation of the sensations of a real gynecological touch. The possibilities of internal pathological implants may offer tools to demonstrate a normal pelvis to the touch, and with the exchange of internal organs, feel the presence of a myoma, ovarian tumors, endometriosis, enlarged uterus and many other pathologies. (The model can be customized to suit the needs of the instructor). This model presents the perfect option for demonstrating how to diagnose gynecological pathologies of the pelvis through a simple bi-digital examination.



## **SIMULATOR FOR TRAINING IN ARTIFICIAL INSEMINATION AND USG**

**Price inquiry:** +48 605999769, [kontakt@openmedis.pl](mailto:kontakt@openmedis.pl)

Product code: SM03747



The ETP-LOUISE simulator was developed for training in egg collection and embryo implantation, allowing an ultrasonic interface. Its surgical unit is a block made of Neoderma, composed by the bones of the pelvis and soft parts with vaginal cavity, uterus and ovaries, enabling collection of the eggs cells by puncture inside the ovary, guided by endovaginal ultrasound. When the eggs cells are completely removed, a new ovary can be replaced to continue the training. The procedure can be further supplemented by the implantation of intrauterine embryos, also guided by USG

Components and spare parts:

- LOUISE surgical unit
- Acrylic support

## Gynaecologic Simulator

**Price inquiry:** +48 605999769, [kontakt@openmedis.pl](mailto:kontakt@openmedis.pl)

Product code: SM01451



Designed by physicians for physicians and health care providers, this gynaecologic examination simulator combines the ability to demonstrate multiple gynaecologic procedures as well as practice laparoscopic examination and minilaparotomy. Features: full-size adult female lower torso with relevant internal anatomic landmarks, bi-manual pelvic examination, palpation of normal and pregnant uteri, vaginal examination (including insertion of speculum), visual recognition of normal and abnormal cervixes, uterine sounding, IUD insertion and removal, contraceptive sponge insertion and removal, female condom insertion and removal, diaphragm and cervical cap insertion and removal, laparoscopic visualization and occlusion of fallopian tubes, minilaparotomy, one anteverted and one retroverted parous uterus, one 10-week pregnant uterus, one postpartum uterus, five normal cervixes with patent os, four abnormal cervixes, 10 fallopian tubes, realistically sculpted and anatomically accurate ovaries and fimbriae, and uterus and cervix feature patented "screw" design for fast and easy change-out. Simulator comes with talcum powder, K-Y Jelly and carrying bag.

Size: 51 x 46 x 25 cm, weight: 8.5 kg

## Pelvic Training Station - Postpartum

**Price inquiry:** +48 605999769, [kontakt@openmedis.pl](mailto:kontakt@openmedis.pl)

Product code: SM03746



Its realism challenges the student to overcome stress and intervene quickly to stop the bleeding and save the patient's life. The Postpartum Treatment Station System (ETP) simulates a patient with an acute bleeding after a normal delivery. A fluid pump is activated causing intense and continuous bleeding. The purpose of training is to find the source of the bleeding, as well as to take the appropriate conduits for the identified lesion.

The ETP model can be customized to identify the following diagnoses: • Uterine cervix rupture • Bladder rupture • Vaginal laceration and rupture • Uterine rupture • Retention of cotyledons and / or placenta. At the end, it's possible to quantify the lost blood volume, thus enabling to understand the success of the intervention. Components and spare parts:

- Reusable base made of fiberglass
- Surgical unit, placenta, and cotyledons
- Peristaltic pump in-out

## VULVAR PATHOLOGIES SIMULATOR

**Price inquiry:** +48 605999769, [kontakt@openmedis.pl](mailto:kontakt@openmedis.pl)

Product code: SM03886



Impressive realism for gynecologists and patients in dealing with women's intimate health. With different types of pathologies of female genitalia, Ninfotrainer was developed with the purpose of educating students in the health area and also patients about preventive care and prophylaxis for each case of vulvar pathologies. It is possible to study the possible approaches, as well as the practical training of the various surgical techniques, whether conventional with scalpels, with laser scalpel or optional therapies. Ninfotrainer is made of Neoderma. The models can be supported by surgery bases or demonstration boxes.

Presentations / Spare parts:

- Vulva with condyloma acuminata VLV-7
- Vulva with condyloma latum or flat VLV-8
- Vulva with cyst of Bartholin and Skene VLV-9
- Vulva with chancroid VLV-10
- Vulva with herpes simplex VLV-11
- Vulva with lichen sclerosis and leukoplakia VLV-13
- Vulva with cancer ulcerated VLV-14
- Lymphadenitis vulva inguinal VLV-15

Available bases

- Acrylic Support for procedures
- Acrylic Support for 01 VLV with cover for doctor's office VLV
- Acrylic Support for 04 VLV with cover for doctor's office VLV - 01

## CFPT Mk 3 Module 1: Normal - Nulliparous Cervix

**Price inquiry:** +48 605999769, [kontakt@openmedis.pl](mailto:kontakt@openmedis.pl)

Product code: SM03595



Normal - Nulliparous Cervix module, for use with CFPT Mk3 Advanced (60905) and Standard (60900)

\*Please note that this module CANNOT be used with the CFPT Mk 2 - Standard or the CFPT Mk 2 - Advanced

### SKILLS GAINED

As part of the Clinical Female Pelvic Trainer Mk3 for hands-on examination experience

### FEATURES:

- Skin surface is washable using soap and water
- Latex free

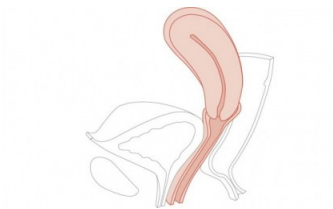
### WORKS WITH:

- Clinical Female Pelvic Trainer Mk 3 (CFPT) - Standard
- 
- Clinical Female Pelvic Trainer Mk 3 (CFPT) - Advanced

## CFPT Mk 3 Module 5: Retroverted Uterus - Multiparous Cervix

**Price inquiry:** +48 605999769, [kontakt@openmedis.pl](mailto:kontakt@openmedis.pl)

Product code: SM03599



Normal - Nulliparous Cervix module, for use with CFPT Mk3 Advanced (60905) and Standard (60900)

**\*Please note that this module CANNOT be used with the CFPT Mk 2 - Standard or the CFPT Mk 2 - Advanced**

### SKILLS GAINED

As part of the Clinical Female Pelvic Trainer Mk3 for hands-on examination experience

### FEATURES:

- Skin surface is washable using soap and water
- Latex free

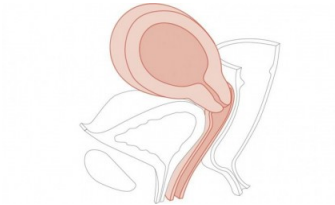
### WORKS WITH:

- Clinical Female Pelvic Trainer Mk 3 (CFPT) - Standard
- 
- Clinical Female Pelvic Trainer Mk 3 (CFPT) - Advanced

## CFPT Mk 3 Module 6: 10 - 12 Weeks Pregnant

**Price inquiry:** +48 605999769, [kontakt@openmedis.pl](mailto:kontakt@openmedis.pl)

Product code: SM03600



Normal - Nulliparous Cervix module, for use with CFPT Mk3 Advanced (60905) and Standard (60900)

**\*Please note that this module CANNOT be used with the CFPT Mk 2 - Standard or the CFPT Mk 2 - Advanced**

### SKILLS GAINED

As part of the Clinical Female Pelvic Trainer Mk3 for hands-on examination experience

### FEATURES:

- Skin surface is washable using soap and water
- Latex free

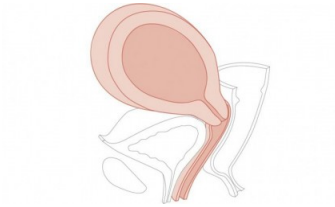
### WORKS WITH:

- Clinical Female Pelvic Trainer Mk 3 (CFPT) - Standard
- 
- Clinical Female Pelvic Trainer Mk 3 (CFPT) - Advanced

## CFPT Mk 3 Module 7: 14 - 16 Weeks Pregnant

**Price inquiry:** +48 605999769, [kontakt@openmedis.pl](mailto:kontakt@openmedis.pl)

Product code: SM03601



Normal - Nulliparous Cervix module, for use with CFPT Mk3 Advanced (60905) and Standard (60900)

**\*Please note that this module CANNOT be used with the CFPT Mk 2 - Standard or the CFPT Mk 2 - Advanced**

### SKILLS GAINED

As part of the Clinical Female Pelvic Trainer Mk3 for hands-on examination experience

### FEATURES:

- Skin surface is washable using soap and water
- Latex free

### WORKS WITH:

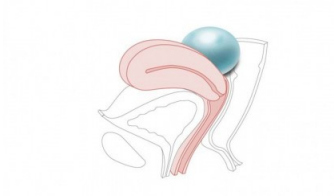
- Clinical Female Pelvic Trainer Mk 3 (CFPT) - Standard
- 
- Clinical Female Pelvic Trainer Mk 3 (CFPT) - Advanced



## CFPT Mk 3 Module 4: Ovarian Cyst - Multiparous Cervix

**Price inquiry:** +48 605999769, [kontakt@openmedis.pl](mailto:kontakt@openmedis.pl)

Product code: SM03598



Normal - Nulliparous Cervix module, for use with CFPT Mk3 Advanced (60905) and Standard (60900)

**\*Please note that this module CANNOT be used with the CFPT Mk 2 - Standard or the CFPT Mk 2 - Advanced**

### SKILLS GAINED

As part of the Clinical Female Pelvic Trainer Mk3 for hands-on examination experience

### FEATURES:

- Skin surface is washable using soap and water
- Latex free

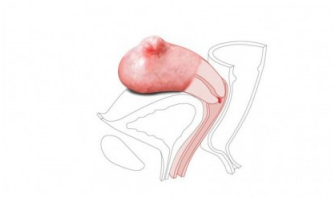
### WORKS WITH:

- Clinical Female Pelvic Trainer Mk 3 (CFPT) - Standard
- 
- Clinical Female Pelvic Trainer Mk 3 (CFPT) - Advanced

## CFPT Mk 3 Module 3: Small Fibroid - Nulliparous Polyp Cervix

**Price inquiry:** +48 605999769, [kontakt@openmedis.pl](mailto:kontakt@openmedis.pl)

Product code: SM03597



Normal - Nulliparous Cervix module, for use with CFPT Mk3 Advanced (60905) and Standard (60900)

**\*Please note that this module CANNOT be used with the CFPT Mk 2 - Standard or the CFPT Mk 2 - Advanced**

### SKILLS GAINED

As part of the Clinical Female Pelvic Trainer Mk3 for hands-on examination experience

### FEATURES:

- Skin surface is washable using soap and water
- Latex free

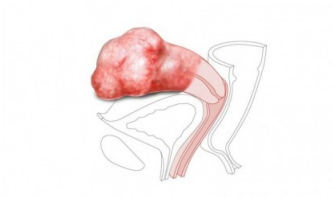
### WORKS WITH:

- Clinical Female Pelvic Trainer Mk 3 (CFPT) - Standard
- 
- Clinical Female Pelvic Trainer Mk 3 (CFPT) - Advanced

## CFPT Mk 3 Module 2: Large Fibroid - Nulliparous Ectropion Cervix

**Price inquiry:** +48 605999769, [kontakt@openmedis.pl](mailto:kontakt@openmedis.pl)

Product code: SM03596



Normal - Nulliparous Cervix module, for use with CFPT Mk3 Advanced (60905) and Standard (60900)

**\*Please note that this module CANNOT be used with the CFPT Mk 2 - Standard or the CFPT Mk 2 - Advanced**

### SKILLS GAINED

As part of the Clinical Female Pelvic Trainer Mk3 for hands-on examination experience

### FEATURES:

- Skin surface is washable using soap and water
- Latex free

### WORKS WITH:

- Clinical Female Pelvic Trainer Mk 3 (CFPT) - Standard
- 
- Clinical Female Pelvic Trainer Mk 3 (CFPT) - Advanced

## Female Condom Model

**Price inquiry:** +48 605999769, [kontakt@openmedis.pl](mailto:kontakt@openmedis.pl)

Product code: SM02984



This model may be placed in the clients lap to simulate the position in which the female condom should be inserted:

- demonstration of use of female condom,
- contraceptive sponge,
- cervical cap.

The model features:

- Life-size anteverted uterus in simulated pelvic cavity
- Cervix attaches to uterus with patented "screw" design
- Soft vulva and vagina
- Soft plastic stomach cover
- With Instruction manual and soft nylon carrying bag

## I.U.D Trainer (Intrauterine Device)

**Price inquiry:** +48 605999769, [kontakt@openmedis.pl](mailto:kontakt@openmedis.pl)

Product code: SM02983



An anatomically accurate hand-held trainer which is a suitable aid **for understanding correct positioning of I.U.D. (Intrauterine Device) in the uterus**. Made of durable plastic, the trainer features a transparent cover which allows easy visualization of insertion and placement of I.U.D. (I.U.D. not included).

**Size: 7.5 x 16.5 cm**

## Gynecological Training Manikin

**Price inquiry:** +48 605999769, [kontakt@openmedis.pl](mailto:kontakt@openmedis.pl)

Product code: SM01301



A lifelike female pelvis for developing diagnostic skills in gynecologic procedures, anatomical instruction, abdominal palpation, and speculum instruction. The model allows the comprehensive, stress free introduction of gynecological examinations, or more advanced tactile comparisons of pelvic pathologic conditions in a classroom setting easing the way into clinical experience. Constructed of soft, easily cleaned, vinyl materials that approximate skin texture, the model provides detailed, life-like anatomical features and references.

Included are the following interchangeable inserts:

- normal cervix for IUD insertion and removal
- normal parous cervix
- cervix with endocervical polyp
- cervix with ectropian characteristics
- cervix with neoplasia (carcinoma)
- normal uterus for IUD insertion and removal
- pregnant 10-week uterus, and two adnexal masses.

Does not include ovaries. Comes with transport bag.

Size: 33 x 33 x 30 cm, weight: 3 kg

## Multifunctional Simulator for Hysteroscopy

**Price inquiry:** +48 605999769, [kontakt@openmedis.pl](mailto:kontakt@openmedis.pl)

Product code: SM03740



Develop your skills in diagnostic hysteroscopy and practice surgical interventions such as myomectomy, polypectomy, ablation, and more. The model accompanies artificial uteri made of Neoderma, with pathologies. Allows training in the choice of conduct in various diagnosis, as well as it performs resection of the endometrium with complication such as bleeding and uterine perforation. The ETXY-Hystero simulator is easy to assemble, allowing from a simple specular examination to the most complicated diagnosis found inside a uterus. The practicality of the anatomical base for training in ETXY diagnostic and surgical hysteroscopy. The multifunctional base of this simulator can also be used for proctology and endourology, with the exchange of its surgical units made of Neoderma. Components and spare parts:

- Artificial vagina for resectoscopy
- Reusable anatomical base, made of fiberglass
- Artificial bladder
- Artificial uterus for diagnosis (Various pathologies to choose from)
- Artificial uterus for ablation (Various pathologies to choose from)
- Artificial uterus for resection with biological implant
- Artificial vagina for hysteroscopy



## Advanced Pelvic Examination and Gynecological Simulator

**Price inquiry:** +48 605999769, [kontakt@openmedis.pl](mailto:kontakt@openmedis.pl)

Product code: SM01302



Now in one completely redesigned unit, the Advanced Pelvic Examination and Gynecological Simulator is ideal for all aspects of gynecological education, training, and competency evaluation, including the bimanual exam, speculum exam, and cytology sampling. Students will appreciate the unprecedented realism of its internal and external features; while instructors will love the interchangeable components that make up its unique modular system. You choose the scenarios you want to teach! Components can be combined in a multitude of ways. This simulator allows you the flexibility of customizing your scenarios with use of included makeup, blood, and thickener. Additional specialized modules are also available (STD, post-menopause, S.A.N.E., and pre-puberty).

Starter unit includes:

- torso
- normal genital pad
- normal pelvic organ block with vagina and rectum
- abdominal gel pad
- fabric abdominal pad
- abdominal overlay skin
- seven uterus/cervix pieces (normal/normal with discharge option, retroverted/cervicitis, cancer/cancer, transparent IUD, trainer, post-menopause/herpes, fibroids/polyp, early pregnancy)
- five detachable ovaries (normal polycystic, small cyst, large adnexal mass)
- bladder insert
- pelvic organ prolapse insert
- baby powder
- Injury Shades Makeup Wheel
- Primary Colors Makeup Wheel
- blood mix
- methyl cellulose thickener
- syringe
- lubricant
- instruction manual
- hard carry case

Completely washable, disassembles for easy cleaning



## Clinical Female Pelvic Trainer Mk 3 (CFPT) - Advanced

**Price inquiry:** +48 605999769, [kontakt@openmedis.pl](mailto:kontakt@openmedis.pl)

Product code: SM01527



The CFPT Mk 3 is an anatomically accurate and tactile representation of the female pelvis. It is the ideal platform for hands-on examination as well as diagnosis of female conditions and minor pathologies. It can be used for many levels of training from undergraduate onwards, as well as in family health.

### Skills Gained:

- Recognition of perineal and pelvic anatomy including bony landmarks
- Digital vaginal examination
- Bi-manual examination
- Cervical smear procedure (including use of speculum)
- Digital rectal examination

### Product Anatomy:

- Abdomen, pelvis and genitalia
- Vagina, cervix, anus and lower bowel
- Interchangeable uterine modules with different complications

### Modules:

- Normal - Nulliparous Cervix
- Large Fibroid - Nulliparous Ectropion Cervix
- Small Fibroid - Nulliparous Polyp Cervix
- Ovarian Cyst - Multiparous Cervix
- Retroverted - Multiparous Cervix
- 10-12 Weeks Pregnant
- 14-16 Weeks Pregnant