

## Skull Hedgehog (Erinaceus europaeus)

**Price inquiry:** +48 605999769, [kontakt@openmedis.pl](mailto:kontakt@openmedis.pl)

Product code: MZ03089



High quality skull reproduction.

The advantages:

- 2 part model,
- lower jaw removable.

Skull length appr. 5,3cm.

## Skull, Bat (Chiroptera sp.)

**Price inquiry:** +48 605999769, [kontakt@openmedis.pl](mailto:kontakt@openmedis.pl)

Product code: MZ03091



High quality skull reproduction.

Skull length appr. 1,5cm.

## Chinchilla Skull with pathology, 2-times life size

**Price inquiry:** +48 605999769, [kontakt@openmedis.pl](mailto:kontakt@openmedis.pl)

Product code: M01371




This unique and true to life skull model was gain through extremely high resolution CT-Scans (Micro-CT) files and is manufactured in 3D printing. With physiological occlusion and a working jaw joint. The skull shows superficial structures with all anatomical details. Elongated molars with formation of peaks, retrograde root displacement, periodontics abscess and repositioning of the lower jaw.

## Monkey's leg "Lea"

**Price inquiry:** +48 605999769, kontakt@openmedis.pl

Product code: MZ02435



Enables training of injection skills in adult rhesus monkeys. Integrated hip joint allows simulation of handling and fixation of the thigh. A blood draw and injection into a femoral vein can realistically be done on the inside of the thigh. It is also possible to apply venous catheters to the skin-like venous module.


Thanks to the appropriate mountings, "Lea" is suitable for mobile use. If required, the venous module can be removed and replaced in a few simple steps. **The kit includes:**

- monkey leg,
- 3 x femoral vein
- blood reservoir

## Comparative model of the liver structure of pig, cattle, horse

**Price inquiry:** +48 605999769, [kontakt@openmedis.pl](mailto:kontakt@openmedis.pl)

Product code: MZ03889



Comparative model of liver structure of livestock. The individual models are made of hard material to a smaller size.

## Comparative model of horse, cow, pig, dog lungs

**Price inquiry:** +48 605999769, [kontakt@openmedis.pl](mailto:kontakt@openmedis.pl)

Product code: MZ03883



Comparative model of the lungs of a dog, cow, horse, pig. The model is made of hard material. They show the general anatomy of the lungs of animals.



## Nyala skeleton (old female)

**Price inquiry:** +48 605999769, [kontakt@openmedis.pl](mailto:kontakt@openmedis.pl)

Product code: AM02620



Complete frame, ready for assembly.

### Dimensions after folding:

- Height: 140 cm
- Width: 30 cm
- Length: 105 cm
- Weight: 5 kg



## Small Laceration Repair Sleeve

**Price inquiry:** +48 605999769, [kontakt@openmedis.pl](mailto:kontakt@openmedis.pl)

Product code: MZ02960



Train laceration **repair and suturing on a live participant**. Designed to fit most small animals and manikins, the sleeve is secured by the hook and loop tabs above and below SurgiReal's simulated RealLayer tissue pad. Possible applications include training on superficial suturing, ensuring knot security, and burying sutures.

\*Keeping safety as our top priority, all Laceration Repair Sleeves are designed with puncture resistant material to make sure the needle won't make contact with your participant.

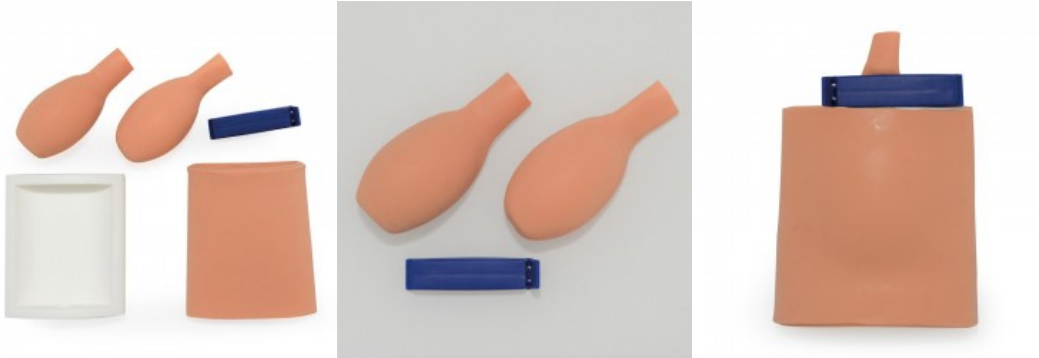
### **Build your skills in three steps:**

Sleeve attached to manikin,  
Sleeve attached to stationary participant,  
Sleeve attached to participant mimicking real-life patient movement.

## Cystocentesis Simulator

**Price inquiry:** +48 605999769, [kontakt@openmedis.pl](mailto:kontakt@openmedis.pl)

Product code: MZ02953



**The Cystocentesis model** simulates a small animal abdominal wall and bladder to provide a realistic platform to develop and refine skills without requiring a live animal. Able to be used in conjunction with an ultrasound, real-world practices can be fully implemented. The skin is designed to envelope the base so that students can practice multiple times by rotating it further around the base to expose an unused skin surface.

Includes:

- one base,
- two bladders,
- a skin "sleeve".

## Patagonian Mara skeleton (old female)

**Price inquiry:** +48 605999769, [kontakt@openmedis.pl](mailto:kontakt@openmedis.pl)

Product code: MZ02629



Complete frame, ready for assembly.

### Approximate dimensions after folding:

- Height 30 cm
- Width 15 cm
- Length 60 cm
- Weight 2 kg

## Skeleton of a young Impala (day-old female)

**Price inquiry:** +48 605999769, [kontakt@openmedis.pl](mailto:kontakt@openmedis.pl)

Product code: MZ02627



Complete frame, ready for assembly

**Approximate dimensions after folding:**

- Height 30 cm
- Width 12 cm
- Length 50 cm
- Weight 1 kg

## Wallachian sheep skeleton (old female)

**Price inquiry:** +48 605999769, [kontakt@openmedis.pl](mailto:kontakt@openmedis.pl)

Product code: MZ02622



Complete frame, ready for assembly

### Dimensions after folding:

- Height 85 cm
- Width 25 cm
- Length 110 cm
- Weight 5 kg

## Guinea Pig Skeleton Specimen

**Price inquiry:** +48 605999769, [kontakt@openmedis.pl](mailto:kontakt@openmedis.pl)

Product code: M01654



This **guinea pig skeleton specimen** provides a detailed representation of the skeletal structure of a guinea pig. Life-size guinea pig skeleton specimen. Incl. plastic protective encasing for transport. Firmly mounted on wooden base. Individual bones are numbered. Document available for identifying numbered bones.

Dimensions (H x W x D): **19 x 5 x 6 cm**

## Artificial Blood Powder

**Price inquiry:** +48 605999769, [kontakt@openmedis.pl](mailto:kontakt@openmedis.pl)

Product code: MZ01953



Artificial blood powder supplied with a plastic container. Soluble in water.

## Veterinary Vascular Access Sleeve

**Price inquiry:** +48 605999769, [kontakt@openmedis.pl](mailto:kontakt@openmedis.pl)

Product code: MZ02959



Train on venipuncture and vascular access skills in life-like scenarios with no harm to participants with the **Veterinary Vascular Access Sleeve**. Designed to fit most dogs, cats, and manikins, the sleeve is secured by the hook and loop tabs above and below Surgireal's simulated RealFlow tissue pad. Keeping safety as our top priority, all Vascular Access Sleeves are designed with puncture resistant material to make sure the needle won't make contact with your participant. Training applications include, but are not limited to:

- Needle Alignment and Vascular Access,
- Palpating the Vessel,
- IV Placement.

### BUILD YOUR SKILLS IN THREE STEPS:

Sleeve attached to a manikin,  
Sleeve attached to stationary animal,  
~~Sleeve attached to a moving animal.~~

- 1 Sleeve,
- 1 Attachable Simulated Tissue Pad,
- 1 Package of Artificial Blood Powder,
- 1 IV Bag (1000 ml).