



3-Layer Medium Suture Pad Dark Skin

Price inquiry: +48 605999769, kontakt@openmedis.pl

Product code: SM02933



The 3-Layer Suture Pad is designed to mimic the first three superficial layers of the abdominal wall; the Epidermis layer, Subcutaneous layer, and the first Fascia layer. To behave like real tissue, the Epidermis layer has been reinforced to absorb tension and pulling in your suture practice.

TRAINING APPLICATIONS:

- Superficial Suturing,
- Ensuring Knot Security,
- Burying Sutures.



6-layer Subcuticular Simulated Tissue Dark Skin

Price inquiry: +48 605999769, kontakt@openmedis.pl

Product code: SM02929



The 6-Layer Suture Pad is designed to mimic the first 6 layers of the abdominal wall. The layers replicate the Epidermis, Dermis, Subcutaneous, first Fascia layer, Muscle, and second Fascia layer. Each layer is uniquely formulated to replicate its respective real-life tissue layer, making it the most realistic model on the market. The added Dermis Layer in this suture pad makes it especially useful for practicing subcuticular sutures. With multiple reinforcements included in the pad, there will be minimal-to-no tearing upon suturing.


Training Applications:

- Suturing with various suture patterns,
- Ensuring Knot Security,
- Burying Sutures,
- Skin Reconstruction.

Minor Skin Procedures Pads

Price inquiry: +48 605999769, kontakt@openmedis.pl

Product code: SM03673



Set of 4 pads covering all aspects of suturing and minor skin procedures, for use with the Skin Pad Jig Mk 3

SKILLS GAINED

- Incisions: linear, ellipse, flaps, shaped
- Subcuticular undermining
- Simple and advanced interrupted suturing
- Subcuticular suturing
- Continuous suturing
- Stapling
- Use of adhesive strips
- Snip excision
- Shave excision
- Curettage
- Planning and marking out
- Incising the skin
- Sharp dissection
- Blunt dissection
- Removal
- Closure

OVERVIEW

- Pad dimensions: L 125mm x W 72mm
- Use with Skin Pad Jig Mk 3 (not supplied)

SAFETY

- Latex free

CONTAINS

- Professional Skin Pad Mk 3 - Small (Pack of 4, Light Skin Tone)
- Sebaceous Cyst Pad
- Curettage, Snip & Shave Excision Pad - Small (Pack of 4)
- Lipoma Pad

WORKS WITH

- Skin Pad Jig Mk 3





3 Layer Suture Pad w/o Vessels Dark Skin

Price inquiry: +48 605999769, kontakt@openmedis.pl

Product code: SM02916




3-Layer Suture Pad is designed to mimic the first three superficial layers of the abdominal wall; the Epidermis layer, Subcutaneous layer, and the first Fascia layer. To behave like real tissue, the Epidermis layer has been reinforced to absorb tension and pulling in your suture practice. (Dark Skin)



3Layer RealLayer Suture Pad w/o vessels Light Skin

Price inquiry: +48 605999769, kontakt@openmedis.pl

Product code: SM02920



3-Layer Suture Pad is designed to mimic the first three superficial layers of the abdominal wall: the Epidermis layer, Subcutaneous layer, and the first Fascia layer. To behave like real tissue, the Epidermis layer has been reinforced to absorb tension and pulling in your suture practice.

*Light Skin

3 Layer Large Suture Pad Dark Skin

Price inquiry: +48 605999769, kontakt@openmedis.pl

Product code: SM02944



The 3-Layer Suture Pad is designed to mimic the first three superficial layers of the abdominal wall; the Epidermis layer, Subcutaneous layer, and the first Fascia layer. To behave like real tissue, the Epidermis layer has been reinforced to absorb tension and pulling in your suture practice.


TRAINING APPLICATIONS:

- Superficial Suturing,
- Ensuring Knot Security,
- Burying Sutures.

3 Layer Large Suture Pad Light Skin

Price inquiry: +48 605999769, kontakt@openmedis.pl

Product code: SM02945



The 3-Layer Suture Pad is designed to mimic the first three superficial layers of the abdominal wall; the Epidermis layer, Subcutaneous layer, and the first Fascia layer. To behave like real tissue, the Epidermis layer has been reinforced to absorb tension and pulling in your suture practice.

TRAINING APPLICATIONS:

- Superficial Suturing,
- Ensuring Knot Security,
- Burying Sutures.



3-Layer Medium Suture Pad LightSkin

Price inquiry: +48 605999769, kontakt@openmedis.pl

Product code: SM02935



The 3-Layer Suture Pad is designed to mimic the first three superficial layers of the abdominal wall; the Epidermis layer, Subcutaneous layer, and the first Fascia layer. To behave like real tissue, the Epidermis layer has been reinforced to absorb tension and pulling in your suture practice.

TRAINING APPLICATIONS:

- Superficial Suturing,
- Ensuring Knot Security,
- Burying Sutures



6-Layer Subcuticular Simulated Tissue Light Skin

Price inquiry: +48 605999769, kontakt@openmedis.pl

Product code: SM02931



The 6-Layer Suture Pad is designed to mimic the first 6 layers of the abdominal wall. The layers replicate the Epidermis, Dermis, Subcutaneous, first Fascia layer, Muscle, and second Fascia layer. Each layer is uniquely formulated to replicate its respective real-life tissue layer, making it the most realistic model on the market. The added Dermis Layer in this suture pad makes it especially useful for practicing subcuticular sutures. With multiple reinforcements included in the pad, there will be minimal-to-no tearing upon suturing.

Training Applications:

- Suturing with various suture patterns,
- Ensuring Knot Security,
- Burying Sutures,
- Mole Biopsy,
- Mole Removal,
- Skin Reconstruction.



Large 6-Layer Suture Pad Dark Skin

Price inquiry: +48 605999769, kontakt@openmedis.pl

Product code: SM02946



The 6-Layer Suture Pad is designed to mimic the first 6 layers of the abdominal wall. The layers replicate the Epidermis, Dermis, Subcutaneous, first Fascia layer, Muscle, and second Fascia layer. Each layer is uniquely formulated to replicate its respective real-life tissue layer, making it the most realistic model on the market. The added Dermis Layer in this suture pad makes it especially useful for practicing subcuticular sutures. With multiple reinforcements included in the pad, there will be minimal-to-no tearing upon suturing.



Large 6-Layer Suture Pad Light Skin

Price inquiry: +48 605999769, kontakt@openmedis.pl

Product code: SM02947




The 6-Layer Suture Pad is designed to mimic the first 6 layers of the abdominal wall. The layers replicate the Epidermis, Dermis, Subcutaneous, first Fascia layer, Muscle, and second Fascia layer. Each layer is uniquely formulated to replicate its respective real-life tissue layer, making it the most realistic model on the market. The added Dermis Layer in this suture pad makes it especially useful for practicing subcuticular sutures. With multiple reinforcements included in the pad, there will be minimal-to-no tearing upon suturing.



Medium RealSuture 6-Layer Suture Pad Dark Skin

Price inquiry: +48 605999769, kontakt@openmedis.pl

Product code: SM02938



The 6-Layer Suture Pad is designed to mimic the first 6 layers of the abdominal wall. The layers replicate the Epidermis, Dermis, Subcutaneous, first Fascia layer, Muscle, and second Fascia layer. Each layer is uniquely formulated to replicate its respective real-life tissue layer, making it the most realistic model on the market. The added Dermis Layer in this suture pad makes it especially useful for practicing subcuticular sutures. With multiple reinforcements included in the pad, there will be minimal-to-no tearing upon suturing.



Medium 6-Layer Suture Pad (Light Skin)

Price inquiry: +48 605999769, kontakt@openmedis.pl

Product code: SM02940



The 6-Layer Suture Pad is designed to mimic the first 6 layers of the abdominal wall. The layers replicate the Epidermis, Dermis, Subcutaneous, first Fascia layer, Muscle, and second Fascia layer. Each layer is uniquely formulated to replicate its respective real-life tissue layer, making it the most realistic model on the market. The added Dermis Layer in this suture pad makes it especially useful for practicing subcuticular sutures. With multiple reinforcements included in the pad, there will be minimal-to-no tearing upon suturing.



Large RealFlow Suture Pad Dark Skin

Price inquiry: +48 605999769, kontakt@openmedis.pl

Product code: SM02948



A simulated system of vessels is added into our 6-Layer formula to add the learning challenge of suturing while your patient is actively bleeding.

Additional information:

- Designed with the purpose of more accurately teaching vessel ligation and bleeding management, the RealFlow Suture Pads also allow for practice with superficial and deep incisions, needle placement, uniformity of suture patterns, and knot tying.



Large RealFlow Suture Pad Light Skin

Price inquiry: +48 605999769, kontakt@openmedis.pl

Product code: SM02949



A simulated system of vessels is added into our 6-Layer formula to add the learning challenge of suturing while your patient is actively bleeding.

Additional information:

- Designed with the purpose of more accurately teaching vessel ligation and bleeding management, the RealFlow Suture Pads also allow for practice with superficial and deep incisions, needle placement, uniformity of suture patterns, and knot tying.



Double Layer Bowel 20mm Outside Diameter

Price inquiry: +48 605999769, kontakt@openmedis.pl

Product code: SM03690



Realistic two layer bowel simulation for training in anastomosis techniques. Approximately 200mm in length.

SKILLS GAINED

- Tissue handling
- Single layer extra mucosal suturing
- Continuous suturing technique
- Stapling
- End-to-end extra mucosal anastomosis
- End-to-side anastomosis

SAFETY

- Latex free
- Non-biological material: no hygiene issues or problems

REALISM

- Realistic tissue response
- Will withstand a fluid flush test to demonstrate integrity of the anastomosis

VERSATILITY

- Light and compact
- Mobile when held in Soft Tissue Retaining Set



Double Layer Bowel 30mm Outside Diameter

Price inquiry: +48 605999769, kontakt@openmedis.pl

Product code: SM03689



Realistic two layer bowel simulation for training in anastomosis techniques. Approximately 300mm in length.

SKILLS GAINED

- Tissue handling
- Single layer extra mucosal suturing
- Continuous suturing technique
- Stapling
- End-to-end extra mucosal anastomosis
- End-to-side anastomosis

SAFETY

- Latex free
- Non-biological material: no hygiene issues or problems

REALISM

- Realistic tissue response
- Will withstand a fluid flush test to demonstrate integrity of the anastomosis

VERSATILITY

- Light and compact
- Mobile when held in Soft Tissue Retaining Set

WORKS WITH

- Basic Surgical Skills (BSS) Day 1 Kit

Suture Practice Leg

Price inquiry: +48 605999769, kontakt@openmedis.pl

Product code: SM01936

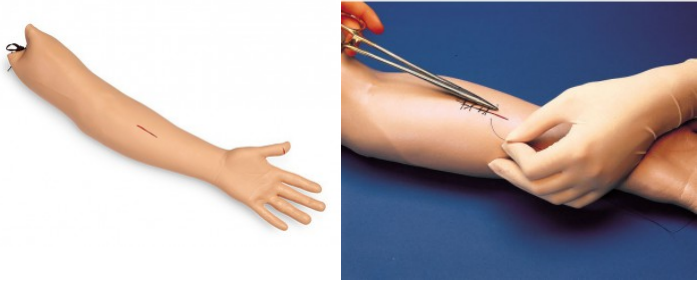


This leg is made of a soft vinyl skin over a foam allowing hundreds of suture practice sessions. The leg comes with 3 cut wounds. Additional cuts can be placed. All wounds can be sutured several times. The soft and pliable material guarantees the sutures will not pull out when tightened. Delivered with a starter suturing kit.
Weight: 1.2 kg

Suture Practice Arm

Price inquiry: +48 605999769, kontakt@openmedis.pl

Product code: SM01937



This arm is made of a soft vinyl skin over a foam allowing hundreds of suture practice sessions. The arm comes with 3 cut wounds, two at the arm and one at the finger. Additional cuts can be placed. All wounds can be sutured several times. The soft and pliable material guarantees the sutures will not pull out when tightened. Delivered with a starter suturing kit.

Size: 62 x 18 x 13 cm, weight: 1 kg

Fleximodel suture leg

Price inquiry: +48 605999769, kontakt@openmedis.pl

Product code: SM01938



The female suture leg is modelled on a real leg and features all muscular and bony structures. The skin is made of a thick and yet flexible material and can be sewn in a realistic way. As in the case of real skin, an appropriate amount of effort is required to pierce it with a needle. Red tissue lies beneath the skin, depicting the wound. Incisions can be made on any part of the leg, including at difficult places such as the knee. Further training possibilities concern drain insertion, wound care and the application of dressings. Naturally various sewing techniques and stitch removal can also be practised. The sewing of deeper layers of tissue is not possible.

BSS Abscess

Price inquiry: +48 605999769, kontakt@openmedis.pl

Product code: SM03686



For the practice of abscess drainage and necrotic wound debridement. This product is also available as part of the BSS Day 2 Kit (50071) Important information: Please keep this product refrigerated prior to use. SKILLS GAINED

- Abscess drainage
- Necrotic wound debridement

SAFETY

- Latex free
- Important information: Please keep this product refrigerated prior to use.

ANATOMY

- Abscess containing simulated pus.

WORKS WITH

- Basic Surgical Skills (BSS) Day 2 Kit

BSS Lesion & Cyst

Price inquiry: +48 605999769, kontakt@openmedis.pl

Product code: SM03685



For the practice of skin lesion removal, local anaesthesia and biopsy techniques. This product is also available as part of the BSS Day 1 Kit (50070). Important information: Please keep this product refrigerated prior to use. SKILLS GAINED

- Excising a skin lesion
- Excising a sebaceous cyst

SAFETY

- Contains Latex
- Important information: Please keep this product refrigerated prior to use.

ANATOMY

- Cyst has a fragile epidermoid wall filled with simulated pus.


WORKS WITH

- Basic Surgical Skills (BSS) Day 1 Kit

Training Pad Cyst and abscess

Price inquiry: +48 605999769, kontakt@openmedis.pl

Product code: SM04027



This training pad can be used to practise opening, removing and closing cysts and abscesses. The lifelike material realistically represents the cysts and abscesses. The pad has 3 cysts and 3 abscesses. The product is disposable. Size 16x10x2cm, weight 0.09kg



Tensioning Base for 8.5 x 11.5 cm Simulated Tissue Products

Price inquiry: +48 605999769, kontakt@openmedis.pl

Product code: SM02924



The perfect accessory to any of our Small Suture Pads, **the Tensioning Base acts** to hold your pad in place conforming it to a rounded surface to replicate life-like surface tension of an incision. After securing your pad to the base, once cut, the incision will “open up” allowing the student to gain realistic access to the lower muscle and fascia layers for deep suturing. The bottom of the base features a tacky rubber to prevent your Base from sliding across the table mid-suture.



Tensioning Base for Medium (10x14,5) Suture Pads

Price inquiry: +48 605999769, kontakt@openmedis.pl

Product code: SM02937



Tension pad for medium pads for learning how to put on surgical sutures with dimensions of 10x14.5 cm.

Suture Kit

Price inquiry: +48 605999769, kontakt@openmedis.pl

Product code: SM01939



An inexpensive kit that offers practicing sutures at all levels. Suitable for students who need to learn or health care professionals who want to perfect the different types and techniques of sutures and other skills needed for wound closure. The instructor or student will have the ability to make incisions and determine the depth of suturing and the technique to be used. Practice and demonstrate tying knots, stapling and placement of staples, use of surgical glue, suturing deep tissue (placement and closure), and suturing subcutaneous tissue (placement and closure). Features epidermis, dermis, fascia, fat, and muscle layers. The skin will allow placement and closure of superficial sutures. Includes suture pad, tray to hold pad, durable carry case, needle holder, suture scissors, tissue forceps, scalpel, nylon suture, and small case to hold the instruments.

Pad Size: 15 x 10 x 4 cm, weight: 1.25 kg

Sebaceous Cyst Pad

Price inquiry: +48 605999769, kontakt@openmedis.pl

Product code: SM03672



A new and improved skin pad for practising the full sebaceous cyst removal procedure. A 2 layer skin pad with epidermis and subdermal layer. Contains 2 cysts.

SKILLS GAINED

- Marking out the cyst
- Planning and marking the ellipse
- Incising the skin
- Sharp dissection
- Blunt dissection
- Management of a burst cyst
- Removal
- Closure

OVERVIEW

- Pad dimensions: 125mm x 72mm

REALISM

- Unidirectional stretch mimics directional collagen in human skin
- Thickness of epidermis layer based on human skin average
- Distinct layers with correct coloring: pink epidermis and yellow subcutaneous fat
- Improved skin texture for a more realistic feel and look
- Cyst is consistent with that found in a patient
- Cyst exhibits appropriate adhesion to other surrounding tissue
- Cyst sited immediately below skin layer and is attached firmly to its underside
- Fragile epidermoid wall filled with simulated pus

VERSATILITY

- Use with the Skin Pad Jig Mk 3 (not supplied)

SAFETY

- This product is latex free

ANATOMY

- 2 layer skin: epidermis and subdermal layer
- Contains 2 Cysts



Lipoma Pad

Price inquiry: +48 605999769, kontakt@openmedis.pl

Product code: SM03671



New and improved skin pad for practising the full lipoma removal procedure. 3 layer skin: epidermis, dermis and subdermal layer.

SKILLS GAINED

- Designing the incision
- Marking out the lipoma
- Incising the skin
- Blunt dissection
- Removal
- Closure

OVERVIEW

- Pad dimensions: 125mm x 72mm

REALISM

- Unidirectional stretch mimics directional collagen in human skin
- Thickness of dermis & epidermis layers based on human skin averages
- Distinct layers with correct coloring: pink epidermis, white dermis and yellow subcutaneous fat
- Improved skin texture for a more realistic feel and look
- Lipoma is consistent with that found in a patient
- Lipoma sited within the fat layer
- Precise replication of in-vivo adhesion
- All layers of tissue can be identified

VERSATILITY

- Use with the Skin Pad Jig Mk 3 (not supplied)

SAFETY

- This product is latex free

ANATOMY


- 3 layer skin: epidermis, dermis and subdermal layer



Single Professional Skin Pad Mk 3 - Large

Price inquiry: +48 605999769, kontakt@openmedis.pl

Product code: SM03674



Replacement pad for use with Suture Tutor Plus Hands-on Kit (STP-KIT) and Suture Tutor Plus Pro Complete (STP-PRO-COM)

WORKS WITH

- Suture Tutor Plus Pro Complete (Single User) - Light
- Suture Tutor Plus Hands-on Kit - Light



Translucent Suture Pad

Price inquiry: +48 605999769, kontakt@openmedis.pl

Product code: SM02913



1-Layer Suture Pad is designed for students to master knot tying and suture pattern uniformity. The transparent 3-dimensional view of the pad **allows students to see and more fully understand the depth and accuracy of their work.**



Translucent Suture Pad Large

Price inquiry: +48 605999769, kontakt@openmedis.pl

Product code: SM02914



1-Layer Suture Pad is designed for students to master knot tying and suture pattern uniformity. The transparent 3-dimensional view of the pad allows students to see and more fully understand the depth and accuracy of their work.

*large size

BSS Surgical Skills Board

Price inquiry: +48 605999769, kontakt@openmedis.pl

Product code: SM03687



For use with all Limbs and Things skin pads and the BSS Day 1 Refill Pack products.

SKILLS GAINED

- Pertinent to the synthetic soft tissue product used

OVERVIEW

- Smooth top surface allows for secure fixing of soft tissue products using supplied Soft Tissue Retaining Set

REALISM

- Non-slip heavyweight base

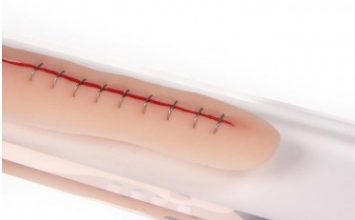
WORKS WITH

- Professional Skin Pad Mk 3 - Small (Pack of 4, Light Skin Tone)
- Professional Skin Pad Mk 3 - Large (Pack of 2, Light Skin Tone)
- Professional Skin Pad Mk 2 - Dark Small (Pack of 4)
- Professional Skin Pad Mk 3 - Large (Pack of 2, Dark Skin Tone)
- Curettage, Snip & Shave Excision Pad - Large (Pack of 2)
- Curettage, Snip & Shave Excision Pad - Small (Pack of 4)
- Basic Surgical Skills (BSS) Day 1 Refill

Surgical wound with staples, 22cm

Price inquiry: +48 605999769, kontakt@openmedis.pl

Product code: SM02911



This moulage is made of skin-friendly material and adheres by itself on the skin of a standardized patient, a manikin or on the supplied base.

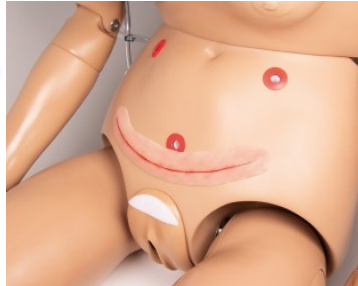
Addictional information:

- The moulage can be attached to any location of the body, for example over the knee to simulate a wound after a knee replacement or on the belly to simulate a cesarean section.
- The soft material moves with the body and can be attached over joints.
- If the moulage does not adhere well anymore, simply clean the backside with alcohol and it will stick strongly again. If the moulage shall be used for a longer course, we recommend a special skin glue.

Surgical wound, without suture, 22cm (for self-suturing)

Price inquiry: +48 605999769, kontakt@openmedis.pl

Product code: AM02909



This moulage is made of skin-friendly material and adheres by itself on the skin of a standardized patient, a manikin or on the supplied base.

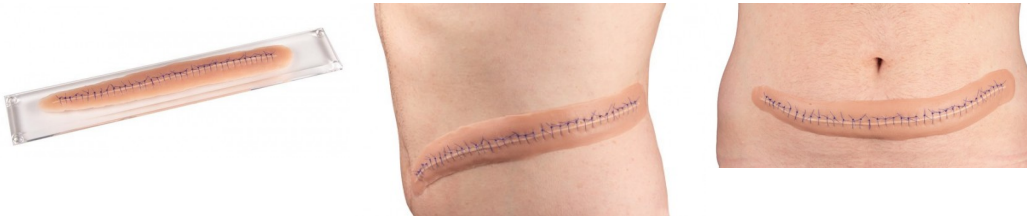
Additional information:

- The moulage can be attached to any location of the body, for example over the knee to simulate a wound after a knee replacement or on the belly to simulate a cesarean section.
- The soft material moves with the body and can be attached over joints.
- If the moulage does not adhere well anymore, simply clean the backside with alcohol and it will stick strongly again. If the moulage shall be used for a longer course, we recommend a special skin glue.

Surgical wound, with suture, 22cm

Price inquiry: +48 605999769, kontakt@openmedis.pl

Product code: SM02910



This moulage is made of skin-friendly material and adheres by itself on the skin of a standardized patient, a manikin or on the supplied base.

Additional information:

- The moulage can be attached to any location of the body, for example over the knee to simulate a wound after a knee replacement or on the belly to simulate a cesarean section.
- The soft material moves with the body and can be attached over joints.
- If the moulage does not adhere well anymore, simply clean the backside with alcohol and it will stick strongly again. If the moulage shall be used for a longer course, we recommend a special skin glue.



Human Vascular Access Sleeve Light Skin

Price inquiry: +48 605999769, kontakt@openmedis.pl

Product code: SM02958



Train on venipuncture and vascular access skills in life-like scenarios with no harm to participants with the Human Vascular Access Sleeve. Designed to fit most people and manikins, the sleeve is secured by the hook and loop tabs above and below SurgiReal's simulated RealFlow tissue pad.

Keeping safety as our top priority, all Vascular Access Sleeves are designed with puncture resistant material to make sure the needle won't make contact with your participant.

Training applications include, but are not limited to:

- Needle Alignment and Vascular Access,
- Palpating the Vessel,
- IV Placement.

BUILD YOUR SKILLS IN THREE STEPS:

Sleeve attached to manikin,
Sleeve attached to stationary person,
Sleeve attached to a person mimicking real-life patient movement.

- 1 Sleeve,
- 1 Attachable Simulated Tissue Pad,
- 1 Package of Artificial Blood Powder,
- 1 IV Bag (1000 ml).

SUTURE GLOVE

Price inquiry: +48 605999769, kontakt@openmedis.pl

Product code: SM03875



Developed for mixed simulation training, enables both suture practice and analysis of the physician's posture in front of the patient. Surgical techniques, practical ease and even sociability are objects of teaching and teacher evaluation.

ACTION With hand and forearm hydrated in liquid glycerin, an patient puts on the SUTURE GLOVE of Neoderma®. Featuring deep cuts, the actor introduces himself to the student who is expected to conduct the state of emergency. During the attendance, the interactions between the two will be observed, while other students may also analyze how the intervention was carried out in the sociability and technical aspects of the suture, all guided by the teacher, who will make the final comments. **DURABILITY AND CONSERVATION** Neoderma® has excellent elasticity but does not withstand strong tensions of suture, just like human skin. At the end of the procedure, the nodes must be removed before storing the material for a new use. The Suture Glove should be put on with the help of liquid glycerin and hydrated in the same way after use. Then wrapped in plastic film and stored away from light and heat.

Face parts for suture training (6pcs)

Price inquiry: +48 605999769, kontakt@openmedis.pl

Product code: SM04025



This set includes eyes, ears, mouth and nose and allows you to practise skin stitching and piercing. The high-quality material allows repeated stitching or piercing. Ideal for qualified skin suture training or as practice and presentation models for piercing.

Single size 11x6x5cm, weight 0.2kg

Wound Closure Pad - Light Large (Pack of 6)

Price inquiry: +48 605999769, kontakt@openmedis.pl

Product code: SM03692



An excellent low cost, 1 layer starter pad for demonstrating, training and practicing core skills associated with wound closure.

SKILLS GAINED

- Making an incision
- Application of skin adhesives
- Interrupted suturing and knotting
- Stapling

OVERVIEW

- Pad dimensions: 145mm x 125mm

REALISM

- Works with all major topical skin adhesives

VERSATILITY

- Use with the Skin Pad Jig Mk 3 (not supplied)

SAFETY

- Latex free



Professional Skin Pad Mk 3 - Small (Pack of 4, Light Skin Tone)

Price inquiry: +48 605999769, kontakt@openmedis.pl

Product code: SM03695



A new and improved 3 layer skin pad for demonstrating and practising a variety of incisions and a wide range of suturing techniques.

SKILLS GAINED

- Incisions: linear, ellipse, flaps, shaped
- Subcuticular undermining
- Simple and advanced interrupted suturing
- Subcuticular suturing
- Continuous suturing
- Stapling
- Use of adhesive strips

OVERVIEW

- Pad dimensions: 125mm x 72mm

SAFETY

- Latex free

REALISM

- Realistic tissue response and soft skin with a similar drag and strength to human skin
- All layers have realistic retention of sutures

VERSATILITY

- Serves the needs of both specialist and beginner
- Use with the Skin Pad Jig Mk 3 (not supplied)

Skin Pad Jig Mk 3

Price inquiry: +48 605999769, kontakt@openmedis.pl

Product code: SM03691



This jig supports the entire range of Limbs & Things synthetic soft tissue pads. Can be strapped onto the limbs or body of a Simulated Patient when used with the optional strap **OVERVIEW**

- Tissue handling
- Single layer extra mucosal suturing
- Continuous suturing technique
- Stapling
- End-to-end extra mucosal anastomosis
- End-to-side anastomosis

REALISM

- Presents pads on a curved lifelike profile allowing incisions to gape, akin to real life Flexible plastic allows for realistic 'give' of skin pad when pressure is applied

VERSATILITY

- Optional jig strap allows use with simulated/standardized patient

Use with:

Professional Skin Pad Mk 2

Wound Closure Pad

Lipoma Pad

Sebaceous Cyst Pad, Curettage, Snip and Shave Excision Pad

Minor Skin Procedures Pads

WORKS WITH Minor Surgery Pack


- Professional Skin Pad Mk 3 - Small (Pack of 4, Light Skin Tone)
- Professional Skin Pad Mk 3 - Large (Pack of 2, Light Skin Tone)
- Professional Skin Pad Mk 2 - Dark Small (Pack of 4)
- Professional Skin Pad Mk 3 - Large (Pack of 2, Dark Skin Tone)
- Curettage, Snip & Shave Excision Pad - Large (Pack of 2)
- Curettage, Snip & Shave Excision Pad - Small (Pack of 4)
- Wound Closure Pad - Light Large (Pack of 6)
- Lipoma Pad
- Wound Closure Pad - Dark Large (Pack of 6)
- Sebaceous Cyst Pad



Medium RealFlow Suture Pad Dark Skin

Price inquiry: +48 605999769, kontakt@openmedis.pl

Product code: SM02942



A **simulated system of vessels is added into our 6-Layer** formula to add the learning challenge of suturing while your patient is actively bleeding.

Additional information:

- Designed with the purpose of more accurately teaching vessel ligation and bleeding management, the RealFlow Suture Pads also allow for practice with superficial and deep incisions, needle placement, uniformity of suture patterns, and knot tying.



Medium RealFlow Suture Pad Light Skin

Price inquiry: +48 605999769, kontakt@openmedis.pl

Product code: SM02943



A simulated system of vessels is added into our 6-Layer formula to add the learning challenge of suturing while your patient is actively bleeding.

Additional information:

- Designed with the purpose of more accurately teaching vessel ligation and bleeding management, the RealFlow Suture Pads also allow for practice with superficial and deep incisions, needle placement, uniformity of suture patterns, and knot tying.



Small Intestine Simulator Two 40cm segments

Price inquiry: +48 605999769, kontakt@openmedis.pl

Product code: SM02950



Specially designed to replicate a segment of intestine, this model is a great option for students hoping to practice end-to-end, side-to-side, end-to-side, and functional end-to-end anastomotic techniques.

Additional informations:

- Both stapling and suturing techniques are supported by this simulator and the security of your closure can be tested by filling the intestine with water to spot leakage.
- 2 x 40 cm

Hollow Organ/Stomach Model

Price inquiry: +48 605999769, kontakt@openmedis.pl

Product code: SM02951



Stomach model provides a unique experience in suturing hollow organs. Because hollow organs require a different suturing technique than skin closures do, this model offers an opportunity to experience a variety of suturing situations. Though simulated to look like a stomach, this model is meant to train general hollow organ suturing.

SIMULATOR FOR SUTURE AND DISSECTION

Price inquiry: +48 605999769, kontakt@openmedis.pl

Product code: SM03873



SUTURE DISC This Simulator is a suture training model that provides dozens of suture exercises, from simple needling to nevus removal, lipoma, hypertrophic scarring, and micro sutures. In addition to that, the Neoderma® is highly retractable and can be used dozens of times without leaving stitches marks. For add even more realism, SUTURE DISC features cleavage planes and it is the only model on the market that comes with exercises on the disc and allows use on its reverse side. The STD simulator allows more than 30 exercises such as: • needling • regular suture and irregular border suture • subcutaneous flap • X, U, inverted U and V-shaped sutures • suture approach • Greek rope suture • hemostatic suture • Donati and Semi-Donati suture • intra-dermal suture and deep suture • drain placement and attachment • ureter suture • removal of cysts and nevus, foreign body and other procedures The STD simulator consists of an acrylic support and a Neoderma® suture disc with exercises. Note: Surgical instruments are not included. The parts in Neoderma® may have color variation

DISSECTION DISC Dissection Disc is highly indicated for the practice of abscesses drainage procedures, dissection and excision of tumors, cysts and lipoma. Features scar with keloid and nevus so the students can practice and develop their suture and incision skills with accuracy The Dissection Disc can be used both sides: • Side 1: Tumor dissection, lipoma, nevus, sebaceous cyst, abscess drainage, withdrawal of scar by zetaplasty. • Side 2: Flat surface ideal for incisions and sutures This model is composed by an acrylic support and the surgical unit disc in Neoderma®.

Ingrown Toenail Simulator (3-Pack)

Price inquiry: +48 605999769, kontakt@openmedis.pl

Product code: SM02954



Ingrown Toenail Simulator was created to eliminate the need to use inadequate and unrealistic substitutes for training wedge resection and nail evulsion procedures.

Additional information:

- Included in this small, but impressive, model is a simulated bone structure designed with internal cavities to perform digital nerve blocks.
- The nail is “ingrown” on both sides, giving the ability to practice the procedure more than once.
- This model captures the form and landmarks of a human toe and presents the most common form of Onychocryptosis (ingrown toenail).

Skin Pad Jig Strap (x3)

Price inquiry: +48 605999769, kontakt@openmedis.pl

Product code: SM03694



This low cost addition for the Skin Pad Jig Mk 3 allows the jig to be strapped onto the limbs of Simulated Patient.

SKILLS GAINED

- Professional to patient communication skills when used with a Standardized Patient

OVERVIEW

-

Double-sided Velcro™ strap long enough for attaching to the limbs or body of a trainee

Supplied in convenient packs of 3 for group skills training

Abdominal Open and Closure Trainer

Price inquiry: +48 605999769, kontakt@openmedis.pl

Product code: SM02976



The Advance Abdominal Open and Closure Skin Pad has been developed to simulate real skin tissue and for ease of use by course organisers on low budgets doing basic surgical courses. It is supplied with a pink skin surface with sub-dermis for intradermal suturing. A white linear alba makes up a further layer.

Advantages:

- Easy maintenance, requiring only a set of balloons and set of skins
- Up to 4 good incisions can be made from each set of skins
- Skins cut and suture well
- Included with the kit are four balloons and a set of skins (1 red, 1 white)
- Internal planes within the unit prevent the balloon from moving around
- Rubber suction feet secure the base providing easy working conditions

Size: 25.5 x 21 x 13 cm

Knot Tying Trainer

Price inquiry: +48 605999769, kontakt@openmedis.pl

Product code: SM03682



A comprehensive trainer for teaching all surgical knot tying techniques, including those specified in the GB and Ireland Intercollegiate Basic Surgical Skills Course. Developed in collaboration with Professor Jonathan Beard, Northern General Hospital, Sheffield (UK) and Mr. John Rochester, Rotherham General Hospital (UK).

SKILLS GAINED

- One-handed reef knot technique
- Instrument tie
- Surgeon's knot
- Slip knot
- Tying in a small opening
- Tying at depth vertically in a large opening
- Tying at depth, at an angle, in a large opening

OVERVIEW

- Light and compact
- Cylinders are transparent to allow the trainer to observe and assess trainee competence

REALISM

- Unique magnetic system to represent tissue strength
- Parallel knotting tubes are elastic for a realistic tissue response

SAFETY

- This product is latex free
- If the model sustains damage, refer all servicing to qualified servicing personnel
- During practice injections, be sure to remove the needle at the same angle as inserted, removing at an angle can cause the knee skin to split
- We advise that you do not use simulator if the skin of the knee is torn
- Always store/dispose of needles safely in the sharps bin supplied or a suitable alternative
- While the new Synovial Fluid in this product contains a new preservative (approved for use by EU cosmetic regulations) meaning it is safe for extended skin contact, we still recommend the use of gloves while using this product

ANATOMY 2 perioperative openings represented by:

- Small, shallow fixed cylinder for tying in a small opening
- Large, deep removable cylinder, reversible for angled abdominal and gynecological depth tying

CONTAINS

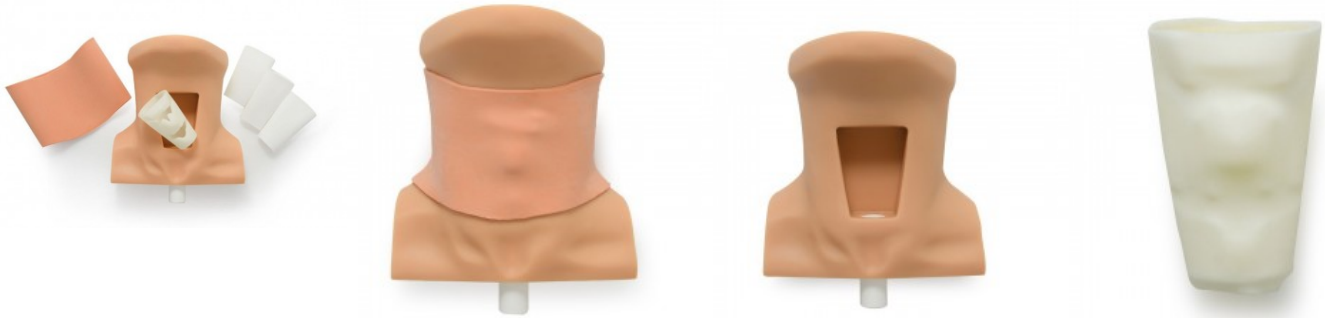


- Knotting Tubes (Pack of 3)
- Two Colored Cord (Pack of 3)
- 1 Base with cylinders
- 1 Knot tying tension hooks (set of 3)

Cricothyrotomy Task Trainer

Price inquiry: +48 605999769, kontakt@openmedis.pl

Product code: SM02956



Accurate and realistic landmarks allow for students to properly **practice and perform cricothyrotomy** to prepare for emergency surgical situations.

Includes:

- 1 Neck Base,
- 1 Simulated Skin,
- 1 Simulated Thyroid Cartilage insert,
- 3 Simulated Thyrohyoid Membranes,
- instructions for set-up, maintenance, and use of the model.

Episiotomy Trainer

Price inquiry: +48 605999769, kontakt@openmedis.pl

Product code: SM03675



The cost effective Episiotomy Trainer is designed for classroom training and aids in building confidence performing episiotomies. Trainees can use the Limbs & Things' Episiotomy Trainer to practice widening the vaginal opening, using safe practices to protect the infant's head as it crowns. Episiotomies may be necessary in several birthing scenarios, including:

- Foetal distress
- Forcep or ventouse suction deliveries
- Breech births
- Prolonged labour
- Hastening delivery due to the mother's health
- Reduce the chance of severe perineal tears (fourth degree tears)

Combining the pad design and presenting foetal head, gives repeatable episiotomy training. With rotatable Episiotomy Pads and repairs with the included tape between procedures, the life span of the pads can be doubled.

SKILLS GAINED

- Performance of midline episiotomy
- Performance of mediolateral episiotomy
- Identification of anatomical landmarks
- Identification of fontanelles
- Handling of a stretched perineum
- Reducing the risk of damage to the mother and child
- Use of instruments during an episiotomy procedure

OVERVIEW

- Realistic look and feel of foetal head featuring fontanelles providing landmarks and appropriate tactile response when inserting fingers
- Repairable episiotomy pad reduces waste and increases value for money
- Includes Illustration Pack covering midline and mediolateral episiotomy procedures, that can be used in examination situations

REALISM

- Realistic visual representation of perineum while crowning

VERSATILITY

- Freestanding model can be secured to table or bench top with supplied clamps
- Episiotomy pads can be used to practice both midline and mediolateral (oblique) incisions
- Episiotomy repair tape doubles the life span of the pads

CLEANING

- Use a soft damp cloth, warm water and mild detergent to clean components, if required



SAFETY

- This product is latex free
- Talcum powder can be applied to the baby head and episiotomy pad to prevent friction and avoid tearing
- Wear gloves at all times and avoid wearing jewellery, sharp surfaces can cause damage to silicone and foam parts
- Remove the episiotomy pad from the Stand component before packing away so that it isn't under tension when stored

ANATOMY

- Vaginal opening
- Foetal head displaying fontanelles

CONTAINS

- Perineal Repair Stand with Clamps (Light Skin Tone)
- Episiotomy Incision Pad (Pack of 2, Light Skin Tone)
- Episiotomy Repair Tape (Pack of 24)
- Episiotomy Baby Head - Light
- Episiotomy Illustration Pack - Light

Simulator for learning surgical sutures

Price inquiry: +48 605999769, kontakt@openmedis.pl

Product code: SM03874



The Neo Knot simulator is simple and customizable according to your training focus. With an acrylic and velcro base, it accepts all suture models, securing them firmly and allowing the practice of skills in a personalized way, and it's also easy to transport. Ideal for training in simple suture, with the possibility of upgrading to laparoscopy with the use of towers, needle holders and camera. It can even be used with acrylic tablet support, providing realistic training like in an abdominal cavity in laparoscopic vision.

SMT-1 Board with 1 layer Provides initial realistic training in needling, anodizing, withdrawal of stitches and multiple sutures, in one plate of NEODERMA. SMT-2 board with 3 layers It allows all the board training of the SMT-1, plus surgical maneuvers as zetaplasty, flap rotation and multiple sutures showing the cleavage planes. SMT-0 Multifunctional Base The SMT multifunctional base allows the use of any suture training unit, and has option for laparoscopy, WebCam or laparoscopic camera use. Great resource for group lessons. SMT-OL2 Laparoscopy Upgrade Set Upgrade set for laparoscopic suturing training using SMT-0 multifunctional board Components and spare parts:

- SM-2AV :Irregular needling, with Velcro, Dim.: 9,0 x 1,0 cm
- SM-2BV :Regular needling, with Velcro ,Dim.: 9,0 x 1,0 cm
- SM-3V: Deep and hemostatic suture, with velcro. Dim.: 4,5 x 2,5 cm
- SMT-OL6: Phone and tablet support
- SM-5:Vertical fastener clip, Dim.: 5,5 x 4,0 cm
- SM-6V:Deep uterine suture, post-myomectomy, with velcro. Dim.: 8,0 x 3,5 cm
- SM-7V: Intestinal suture - 2 cleavage levels, Velcro. Dim.(base): 9,0 x 1,0 cm
- SM-8V: Peritoneum and adipose tissue with velcro, Dim.: 9,0 x 5,5 cm
- SM-9V:Suture disc with tumor, with velcro Dim.(base): 9,0 x 1,0 cm
- SM-10V:Disc with ureter and vessels, with velcro. Dim.: 9,0 x 1,0 cm
- SM-11V: Vaginal cuff, with velcro. Dim.: 5,5 x 2,5 cm
- SM- 12V: Bladder with 3 cleavage levels, (allows dissection), with velcro., Dim.: 9,0 x 5,5 c m.
- SM-14V:Round model for deep suturing, with velcro. Dim.: 7,0 x 3,5 cm
- SM-15V: Round model for deep suturing with tumor, with velcro. Dim.: 7,0 x 3,5 cm
- SM-16V:Model for multiple suturings. Dim.: 5,0 x 5,0 cm
- SM-17:Suture globe with vertical fastener clip. Dim.: 7,0 x 7,0 cm
- SM-18V:Vascular suture, with velcro. Dim.: 11,0 x 11,0 cm
- SM-19V: Cilinder for complimentary suture, with velcro. Dim.: 4,5 x 2,0 cm
- SM-20:Cilinder for vertical suture, with velcro. Dim.: 4,0 x 3,5 cm
- SM-21V:Circle for suture in multiple angles, with velcro. Dim.: 9,0 x 1,5 cm
- SM-22V: Circle for suture in multiple angles and needling, with velcro. Dim.: 7,0 x 1,5 cm
- SM-24V:Set for suture and knot training, tube, base, circle, and strings
- ETX-11:Cul de Sac. Dim.: 11,0 x 10,5 x 3,8 cm

Episiotomy Simulator

Price inquiry: +48 605999769, kontakt@openmedis.pl

Product code: SM04024



This representation of a female vulva with clitoris, labia, urethral opening, vaginal opening, anus, perineum and muscles is made of reinforced material and allows you to practise suturing birth injuries realistically over and over again. The muscles of the perineum and anus can be sutured separately from the skin. The skin pads are available as consumables and a replacement pad is already included in the scope of delivery. The included base is adjustable in inclination and allows the vulva to be brought into a natural position. Size 20x14cm, weight 0.7kg

Anal Sphincter Repair Trainer

Price inquiry: +48 605999769, kontakt@openmedis.pl

Product code: SM03676



Ideal for practicing repair of 4th degree anal sphincter injuries (OASI), its realistic anatomy allows for repair of both the internal and external anal sphincter, and anal mucosa.

SKILLS GAINED

- Recognition of internal anatomy
- Perform infiltration (administering local anaesthesia, we recommend this is done 'dry')
- Identification of degree of tear using the pill rolling technique
- Repair techniques for fourth degree perineal tears
- Tissue layer identification and handling
- Deep musculature suturing
- Subcuticular suturing
- Superficial suturing
- Dissection of anal sphincter muscles
- End-to-end or overlap repair of the external sphincter
- Repair of internal sphincter and rectal mucosa

OVERVIEW

- Anatomically accurate model for teaching perineal laceration suturing
- Includes Illustration Pack to aid in identification of key landmarks and internal anatomy of each degree of perineal trauma
- Silicone module can be positioned for examination or suturing
- Improved rubber has increased accuracy when suturing through the perineal muscle

REALISM

- Can be used alongside PROMPT Flex trainers to increase realism in the simulation
- All essential layers of tissue are present, and can accept repeated suturing
- Soft skin on the trainer has a similar drag and strength to human skin
- Improved, thinner skin layer, more anatomically accurate and allowed for more accurate placement of subcuticular sutures

VERSATILITY

- Quick and easy set up
- When in place, there are two resting positions for the perineum:
 - Relaxed, unhooked for suturing
 - Tensed, hooked to stand for examination
- Compact and portable, clamps can be used on a variety of surfaces to secure for training

CLEANING



- Clean the product with a soft damp cloth, warm water and mild detergent, after every training session
- Allow to dry thoroughly before storing

SAFETY

- Note: We recommend using non-toothed forceps with this trainer. (Although you can use toothed dissectors and forceps while performing perineal repairs, they may cause damage to the silicone and reduce the life span of the product)
- This product is latex free
- Ensure clamps are securely fastened before beginning a procedure
- Wear gloves at all times and handle soft silicone block with care
- When packing away, remove all parts from the Stand so that they are not under undue tension whilst in storage
- Take care when removing sutures, to ensure that the block doesn't suffer damage (We recommend using small sharp scissors to remove sutures)

ANATOMY

- Vaginal mucosa
- Distinct Perineal dermis and epidermis
- Posterior Fourchette
- Perineal muscles (bulbocavernosus and transverse presented together)
- External anal sphincter with pararectal fat
- Internal anal sphincter
- Anal mucosa

CONTAINS

- Anal Sphincter Repair Block (x2) - Light
- Perineal Repair Stand with Clamps (Light Skin Tone)
- Perineal Repair Illustration Pack (Light Skin Tone)
- Water-based Lubricant

Pediatric Suture Head Kit

Price inquiry: +48 605999769, kontakt@openmedis.pl

Product code: SM03835



The trainer enables basic suturing techniques for almost any facial and scalp injury. The soft, realistic leather can be cut and sewn multiple times. Completely washable and non-toxic. The trainer comes with a scalpel, forceps, needle holder and scissors in a soft case, one nylon suture, simulated blood and baby powder.

Weight: 4.3 kg



I&D Simulated Cyst /Abscess Tissue Dark Skin

Price inquiry: +48 605999769, kontakt@openmedis.pl

Product code: SM02925




Embedded within our 5-Layer Technology sits a simulated cyst next to a simulated abscess to give students the ability to practice abscess drainage/closure, cyst removal/closure, and suturing.



I&D Simulated Cyst /Abscess Tissue Light Skin

Price inquiry: +48 605999769, kontakt@openmedis.pl

Product code: SM02927



Embedded within our 5-Layer Technology sits a simulated **cyst next to a simulated abscess** to give students the ability to practice abscess drainage/closure, cyst removal/closure, and suturing.



Dermal Lesion Simulated Tissue, dark skin

Price inquiry: +48 605999769, kontakt@openmedis.pl

Product code: SM02922




The Dermal Lesion Pad is a great companion to any dermatological training program. The simulated moles and skin tags sit atop the Epidermis which layers upon the Subcutaneous fatty layer and the Fascia layer below that. Consisting of our 3-Layer Technology, this pad also boasts the opportunity to practice various biopsy methods including: Punch, Shave, Excisional, and Snip Biopsy as well as Mole Removal and Skin Reconstruction.



Dermal Lesion Simulated Tissue, light skin

Price inquiry: +48 605999769, kontakt@openmedis.pl

Product code: SM02917



The Dermal Lesion Pad is a great companion to any dermatological training program. The simulated moles and skin tags sit atop the Epidermis which layers upon the Subcutaneous fatty layer and the Fascia layer below that. Consisting of our 3-Layer Technology, this pad also boasts the opportunity to practice various biopsy methods including: Punch, Shave, Excisional, and Snip Biopsy as well as Mole Removal and Skin Reconstruction.

Advanced Suture Kit

Price inquiry: +48 605999769, kontakt@openmedis.pl

Product code: SM01934



Take your suture skills practice to a new level! The soft, flexible three-layer skin opens realistically when incised, yet is highly resistant to tearing — sutures won't cut through even when pulled tight. Skin pad can be sutured hundreds of times. Includes easy-to-change specialty inserts for deep dermal suturing, tendon repair, and purse-string suture — challenging procedures that require a high degree of precision. Compact, portable and completely washable. Includes base, one skin pad, four non-latex bands, one muscle block, one deep dermal insert, one tendon block, one tendon, one purse-string insert, suture kit, and carry bag.

Weight: 1.5 kg



Dermal Biopsy kit with Dermal Lesion Sim Tissue, dark skin

Price inquiry: +48 605999769, kontakt@openmedis.pl

Product code: SM02923



Dermal Lesion Suture Training Kit combines the Dermal Lesion Suture Pad with a set of suturing instruments and three packages of non-sterile 3-0 practice suture.

Includes:

- 1 Disposable No. 10 Scalpel,
- 1 Adson Tissue Forceps (1 x 2),
- 1 Stich Scissor,
- 1 Mayo Hegar Needle Holder 6".

Dermal Biopsy kit with Dermal Lesion Sim Tissue, light skin

Price inquiry: +48 605999769, kontakt@openmedis.pl

Product code: SM02918



Dermal Lesion Suture Training Kit combines the Dermal Lesion Suture Pad with a set of suturing instruments and three packages of non-sterile 3-0 practice suture.

Includes:

- 1 Disposable No. 10 Scalpel,
- 1 Adson Tissue Forceps (1 x 2),
- 1 Stich Scissor,
- 1 Mayo Hegar Needle Holder 6".

Episiotomy and Perineal Laceration Trainer

Price inquiry: +48 605999769, kontakt@openmedis.pl

Product code: SM01940



This Simulator gives students the opportunity to learn and train the techniques needed to treat the most common birth injuries. The student or teacher can cut the model after his needs to simulate all kinds of episiotomies or all stages of perineal laceration and to repair them. Embedded in the model there are representations of the bulbocavernosus muscle, transverse perineal muscle and external anal sphincter, which can be cut and repaired individually. The tough tissue material is held in a plastic stand. The simulator comes with tissue pad in stand, instruments in foldover case, one suture and a soft carrying case.

Dermal Lesion Suture Training Kit

Price inquiry: +48 605999769, kontakt@openmedis.pl

Product code: SM01949



The Dermal Lesion Suture Training Kit combines the Dermal Lesion Suture Pad with a set of suturing instruments and three packages of non-sterile 3-0 practice suture.

This Dermal Biopsy Kit includes the following:

- One Dermal Lesion Simulated Tissue (7.0 x 6.5 cm) with RealLayer Technology
- A supply of needle/suture material - 3-0 monofilament practice suture
- Disposable scalpel #10
- Adson tissue forceps 1x2
- Stitch scissor
- Mayo Hegar needle holder 15.24 cm
- All this packaged in a notebook size case for convenience and portability

Facial Suturing Module Set

Price inquiry: +48 605999769, kontakt@openmedis.pl

Product code: SM01935



Now that your students have mastered basic suturing skills on a pad, offer them more challenging real-life scenarios with the Facial Suturing Module Set. Use these handy portable trainers to help build confidence and technique in the repair of complex lacerations to the mouth, nose, ear and eye. The soft, lifelike skin can be cut and stitched many times, then easily replaced over the permanent core and base. Completely washable and nontoxic. Set includes scalpel, forceps, needle holder and scissors in a soft case, baby powder, and one nylon suture.



Suture Training Kit with 3-Layer RealSuture Suture Pad Dark Skin

Price inquiry: +48 605999769, kontakt@openmedis.pl

Product code: SM02919



Suture Training Kit combines a dark skin suture pad with a set of suturing instruments and three packages of non-sterile 3-0 practice suture as well as three packages of non-sterile 4-0 practice suture.

Includes:

- 1 Disposable No. 10 Scalpel,
- 1 Adson Tissue Forceps (1 x 2),
- 1 Stich Scissor,
- 1 Mayo Hegar Needle Holder 6".



Suture Training Kit with 3-Layer Suture Pad Light Skin

Price inquiry: +48 605999769, kontakt@openmedis.pl

Product code: SM02921



Suture Training Kit combines a suture pad with a set of suturing instruments and three packages of non-sterile 3-0 practice suture as well as three packages of non-sterile 4-0 practice suture.

Includes:

- 1 Disposable No. 10 Scalpel,
- 1 Adson Tissue Forceps (1x2),
- 1 Stich Scissor,
- 1 Mayo Hegar Needle Holder 6".



Suture Training Kit with 6-layer Subcuticular Simulated Tissue Dark Skin

Price inquiry: +48 605999769, kontakt@openmedis.pl

Product code: SM02930



The Small 6-Layer Suture Training Kit combines a **dark skin suture pad** with a **set of suturing instruments** and **three packages of non-sterile 3-0 practice suture**.

Includes:

- 1 Disposable No. 10 Scalpel,
- 1 Adson Tissue Forceps (1x2),
- 1 Stich Scissor,
- 1 Mayo Hegar Needle Holder 6.



Suture Training Kit with 6.layer Subcuticular Simulated Tissue Light Skin

Price inquiry: +48 605999769, kontakt@openmedis.pl

Product code: SM02932



The Small 6-Layer Suture Training Kit combines a suture pad with a set of suturing instruments and three packages of non-sterile 3-0 practice suture and three packages non-sterile 4-0 practice suture.

Includes:

- 1 Disposable No. 10 Scalpel,
- 1 Adson Tissue Forceps (1x2),
- 1 Stich Scissor,
- 1 Mayo Hegar Needle Holder 6.



Suture Training Kit with Medium RealSuture 6-Layer Suture Pad (Dark Skin)

Price inquiry: +48 605999769, kontakt@openmedis.pl

Product code: SM02939



The Medium 6-Layer Suture Training Kit combines a Medium 6-Layer Suture Pad with a set of suturing instruments, five packages of 4-0 non-sterile practice suture, and five packages of non-sterile 3-0 practice suture.



Suture Training Kit with Medium 6-Layer Suture Pad (Light Skin)

Price inquiry: +48 605999769, kontakt@openmedis.pl

Product code: SM02941



The Medium 6-Layer Suture Training Kit combines a Medium 6-Layer Suture Pad with a set of suturing instruments, five packages of 4-0 non-sterile practice suture, and five packages of non-sterile 3-0 practice suture.



Suture Training Kit with Translucent Suture Pad

Price inquiry: +48 605999769, kontakt@openmedis.pl

Product code: SM02915



Suture Training Kit combines a suture pad with a set of suturing instruments and three packages of non-sterile 3-0 practice suture.

Includes:

- 1 Disposable No. 10 Scalpel,
- 1 Adson Tissue Forceps (1 x 2),
- 1 Stich Scissor,
- 1 Mayo Hegar Needle Holder 6".



Suture Training Kit with Medium 3-layer Suture Pad Dark Skin

Price inquiry: +48 605999769, kontakt@openmedis.pl

Product code: SM02934



The Medium 3-Layer Suture Training Kit combines a Medium 3-Layer Suture Pad with a set of suturing instruments and three packages of non-sterile 3-0 practice suture and 4-0 practice suture.

Includes:

- 1 Disposable No. 10 Scalpel,
- 1 Adson Tissue Forceps (1x2),
- 1 Stich Scissor,
- 1 Mayo Hegar Needle Holder 6".



Suture Training Kit with Medium 3-layer Suture Pad Light Skin

Price inquiry: +48 605999769, kontakt@openmedis.pl

Product code: SM02936



The Medium 3-Layer Suture Training Kit combines a Medium 3-Layer Suture Pad with a set of suturing instruments and three packages of non-sterile 3-0 practice suture.

Includes:

- 1 Disposable No. 10 Scalpel.
- 1 Adson Tissue Forceps (1x2),
- 1 Stich Scissor,
- 1 Mayo Hegar Needle Holder 6"

Basic Surgical Skills (BSS) Day 1 Kit

Price inquiry: +48 605999769, kontakt@openmedis.pl

Product code: SM03683



The Basic Surgical Skills Kit (BSS) contains a range of skills training models that have been designed for the practice of Basic surgical skills, specifically for the official Basic Surgical Skills Course. BSS has been developed in close collaboration with Leading medical professionals involved in the BSS Course development. The Day 1 Kit comes with task trainers and consumables required to complete day 1 or the BSS course and can be replenished with the Day1 Refill pack that attaches with ease. **SKILLS GAINED** Knots:

- One-handed reef knot
- Instrument tie
- Surgeon's knot
- Slip knot
- Tying in a small opening
- Tying at depth both vertically and at an angle

Suturing techniques:

- Holding and manipulation of needles, interrupted, continuous and subcuticular

Skin lesions and LA techniques :

- Excising a skin lesion
- Excising a sebaceous cyst

Haemostasis:

- Clip tie
- Continuity tie
- Pedicle transfixion

Tissue handling – bowel:

- End-to-end interrupted sutures
- End-to-end continuous sutures

Fine tissue handling

- Tendon repair

OVERVIEW

- BSS Knot Tying Trainer
- BSS Surgical Skills Board
- Skin Pad Jig
- BSS Lesion & Cyst
- BSS Soft Tissue Retaining Set
- Skin Pad composed of an epidermis, dermis, and subdermal layer and has a similar drag and strength to



- human skin. All layers have a realistic retention of sutures
- Haemostasis Pad that realistically mimics a tissue dissection containing a fluid-filled vessel
- Double Layer Bowel for training in anastomosis techniques

REALISM

- Provides the best synthetic soft tissue for the practice of basic surgical techniques

CLEANING

- Components can be wiped clean using soap and water

SAFETY

- The Knotting Tubes of the BSS Knot Tying Trainer contain latex, other components are latex free
- Use latex-free surgical gloves when using this product
- Important information: Please keep 50074/BSS Lesion & Cyst refrigerated prior to use.

CONTAINS

- Double Layer Bowel 30mm Outside Diameter
- BSS Lesion & Cyst
- BSS Surgical Skills Board
- BSS Tendon Repair Trainer
- Skin Pad Jig Mk 3
- BSS Soft Tissue Retaining Set
- Skin pad
- BSS Knot Tying Trainer

WORKS WITH

- BSS Traumatic Wound
- BSS Surgical Skills Board
- BSS Soft Tissue Retaining Set
- BSS Tendon Repair Trainer
- BSS Tendon (Pack of 2)
- Basic Surgical Skills (BSS) Day 1 Refill
- Basic Surgical Skills (BSS) Day 2 Refill
- BSS Lesion & Cyst
- Basic Surgical Skills (BSS) Day 2 Kit
- BSS Abscess
- BSS Professional AOCT Pad

Basic Surgical Skills (BSS) Day 2 Kit

Price inquiry: +48 605999769, kontakt@openmedis.pl

Product code: SM03696



The Basic Surgical Skills Kit (BSS) contains a range of skills training models that have been designed for the practice of Basic surgical skills, specifically for the official Basic Surgical Skills Course. BSS has been developed in close collaboration with Leading medical professionals involved in the BSS Course development. The Day 2 Kit comes with task trainers and consumables required to complete day 2 or the BSS course and can be replenished with the Day 2 Refill pack that attaches with ease. SKILLS GAINED

As a part of the complete BSS Day 2 Kit the following skills can be gained: - Refill 2

Abdominal closure and drain insertion:

- Open abdominal wall
- Insert drain and secure
- Close abdominal wall with Aberdeen knot

Excising:

- Skin lesions
- Sebaceous cyst
- Fine needle aspiration cytology and Trucut biopsy

Fine tissue handling:

- Vein patch exercise
- Tendon repair

Wound management:

- Abscess drainage
- Traumatic and necrotic wound debridement

OVERVIEW

- BSS Abscess
- BSS Traumatic Wound with realistic soft tissue including the skin, fat, muscle layers and foreign bodies
- AOCT Frame
- BSS Professional AOCT Pad that uses a realistic 3 layered skin pad to represent the abdominal wall anatomy including Skin & adipose tissue, linea alba, and peritoneum.
- Drain
- Artery 8mm x 140mm
- Graft Patch 8mm x 76mm

REALISM

- Provides the best synthetic soft tissue for the practice of basic surgical techniques

CLEANING

- Components can be wiped clean using soap and water

SAFETY

- This product is latex free

CONTAINS

- BSS Abscess
- BSS Traumatic Wound
- AOCT Frame
- BSS Professional AOCT Pad
- Drain
- 8mm x 140mm artery
- 8mm x 76mm graft patch

WORKS WITH

- BSS Traumatic Wound
- BSS Surgical Skills Board
- BSS Soft Tissue Retaining Set
- BSS Tendon Repair Trainer
- BSS Tendon (Pack of 2)
- Basic Surgical Skills (BSS) Day 1 Kit
- Basic Surgical Skills (BSS) Day 1 Refill
- Basic Surgical Skills (BSS) Day 2 Refill
- BSS Lesion & Cyst
- BSS Abscess
- BSS Professional AOCT Pad



I&D Simulated Cyst/Abscess Pad Suture Training Kit Dark Skin

Price inquiry: +48 605999769, kontakt@openmedis.pl

Product code: SM02926



Simulated Cyst/Abscess Suture Training Kit combines the I&D Simulated Cyst/Abscess Suture Pad with a set of suturing and six packages of non-sterile practice suture.

Includes:

- 1 Disposable No. 10 Scalpel
- 1 Adson Tissue Forceps (1x2)
- 1 Stich Scissor
- 1 Mayo Hegar Needle Holder 6
- 3 Nylon Suture Packages 3-0
- 3 Nylon Suture Packages 4-0



I&D Simulated Cyst/Abscess Pad Suture Training Kit Light Skin

Price inquiry: +48 605999769, kontakt@openmedis.pl

Product code: SM02928



I&D Simulated Cyst/Abscess Suture Training Kit combines the I&D Simulated Cyst/Abscess Suture Pad with a set of suturing and six packages of non-sterile practice suture.

Includes:

- 1 Disposable No. 10 Scalpel
- 1 Adson Tissue Forceps (1x2)
- 1 Stich Scissor
- 1 Mayo Hegar Needle Holder 6
- 3 Nylon Suture Packages 3-0
- 3 Nylon Suture Packages 4-0